

AUGUST 2023

VOLUME 1 ISSUE 3

TIGER TALK

AUGUST 21, 2023 - AUGUST 26, 2023

Welcome

BACK TO SCHOOL

#MOVING FORWARD

Mission Statement: Our Purpose

Our Mission is to provide high quality education in a safe, respectful and inclusive environment that builds a foundation for life-long learning.

Vision Statement: Where are we going!

Our vision is to develop well rounded, confident and responsible individuals who aspire to achieve their full potential by providing a welcoming, supportive, and rigorous learning environment.

TIGERS: Teach, Inspire, and Grow Exceptional and Resilient Students



MESSAGE FROM THE PRINCIPAL

First of all, let me say a great big thank you to all of you! The fact that I have the privilege of leading WHS makes me truly grateful. As a whole, the mood and morale around our campus has just been extraordinary, and I would like to take this opportunity to thank you once again. My sincere appreciation goes out to you for the hard work and dedication you put into our students and for "Rising to the Challenge everyday."

#AllIn4Wharton

#Accountability Starts With Me



The Fundamental 5

are the five critical practices that are at the core of highly effective instruction.

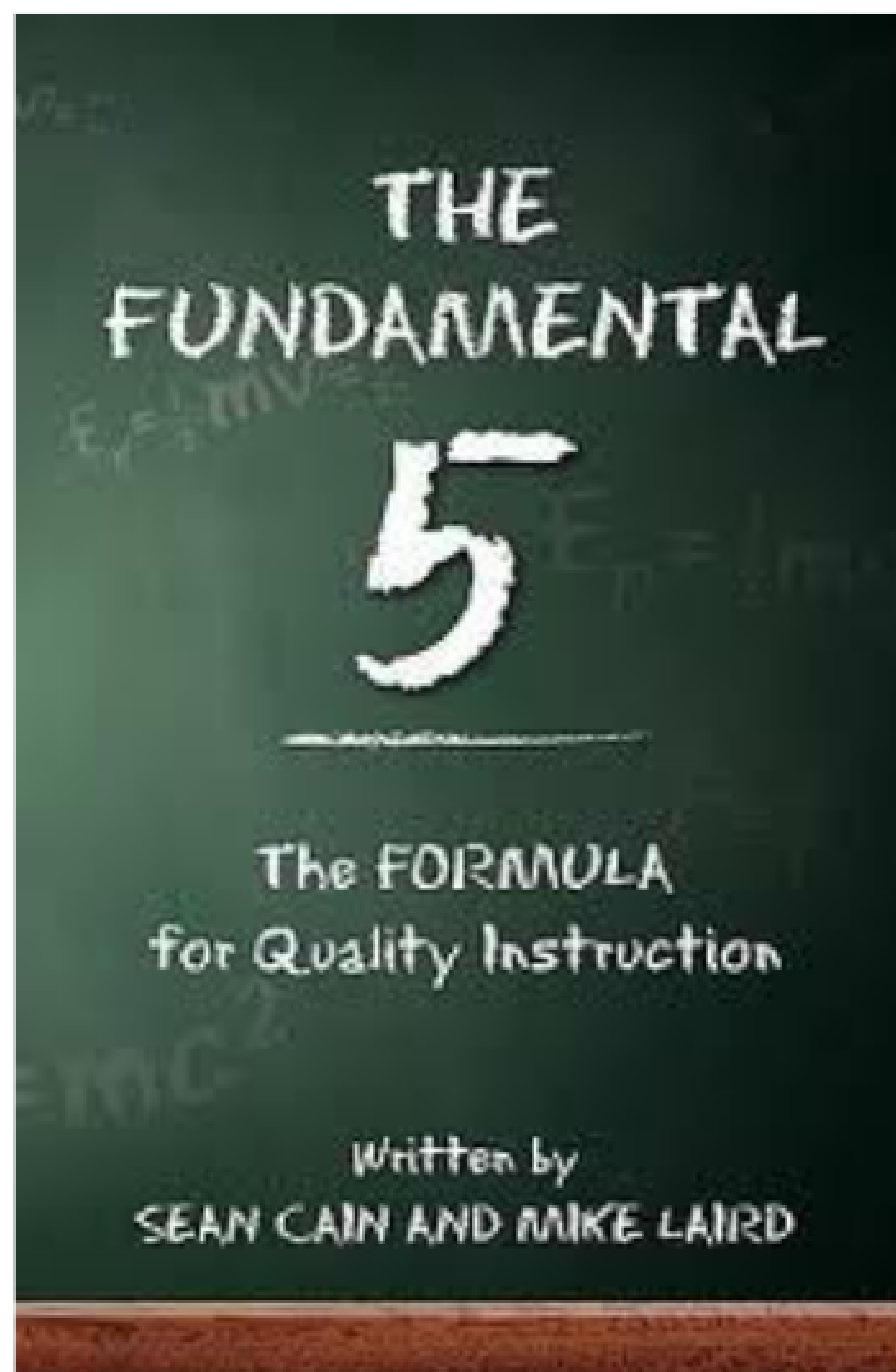
Framing the Lesson

Work in the
“Power Zone”

Write Critically

Frequent,
Small
Group,
Purposeful
Talk

Recognize
& Reinforce



Framing the Lesson:

- Simply means the teacher gives the student a clear picture of...
 - What will be happening today and...
 - What they will be able to do with the knowledge
 - It goes back to clear expectations: What are you doing, why are you doing it...
 - Represents the **beginning** and **end** of the lesson
 - Objectives should be written in concrete, student friendly language
 - Communicates a clear focus to the student and teacher

Power Zone:

- Simply teaching or monitoring in close proximity to one student, or a small group of students, or the entire classroom full of students.
- Basically you are wherever the students are
 - On task behaviors increase
 - Discipline issues decrease
 - Student retention of the content increases

Frequent Small Group Purposeful Talk:

- After every 10-15 minutes of teacher driven discussion, or at the completion of a major instructional concept (whichever comes first) the teacher briefly stops talking and has groups of 2-4 students briefly discuss a **seed question** related to the instruction or instructional activity.
- It is not a long conversation or an unstructured one
- It is a focused microdiscussion lasting between 30 seconds and 3 minutes

Recognize and Reinforce:

- Nine tenths of education is encouragement
- I know you will do it, I'm proud of you, good, keep going, well done, you can do it, fantastic effort, great work, you are smart
- Make a big deal of the small things
- Start reinforcing the work it takes to be successful

Critical Write:

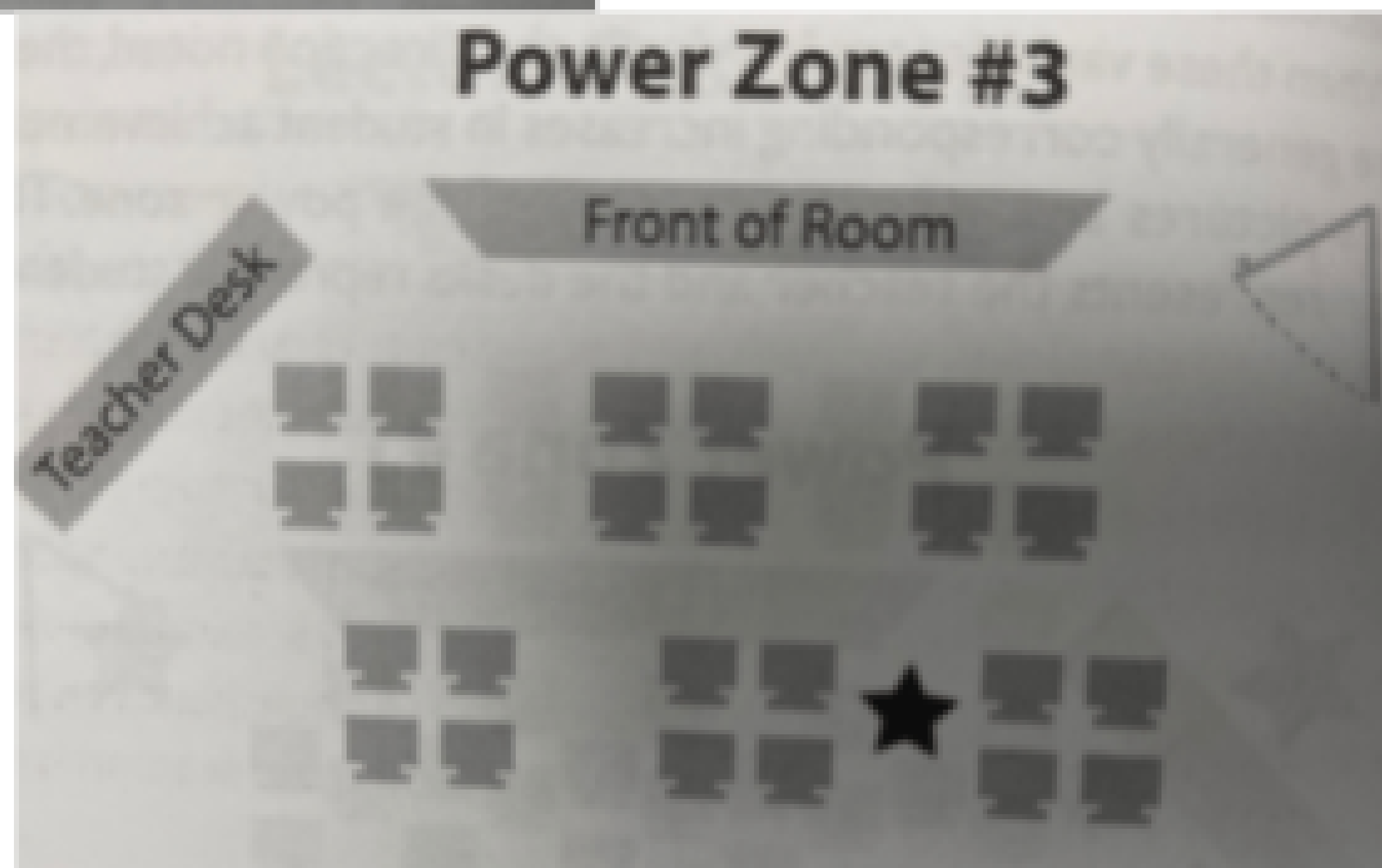
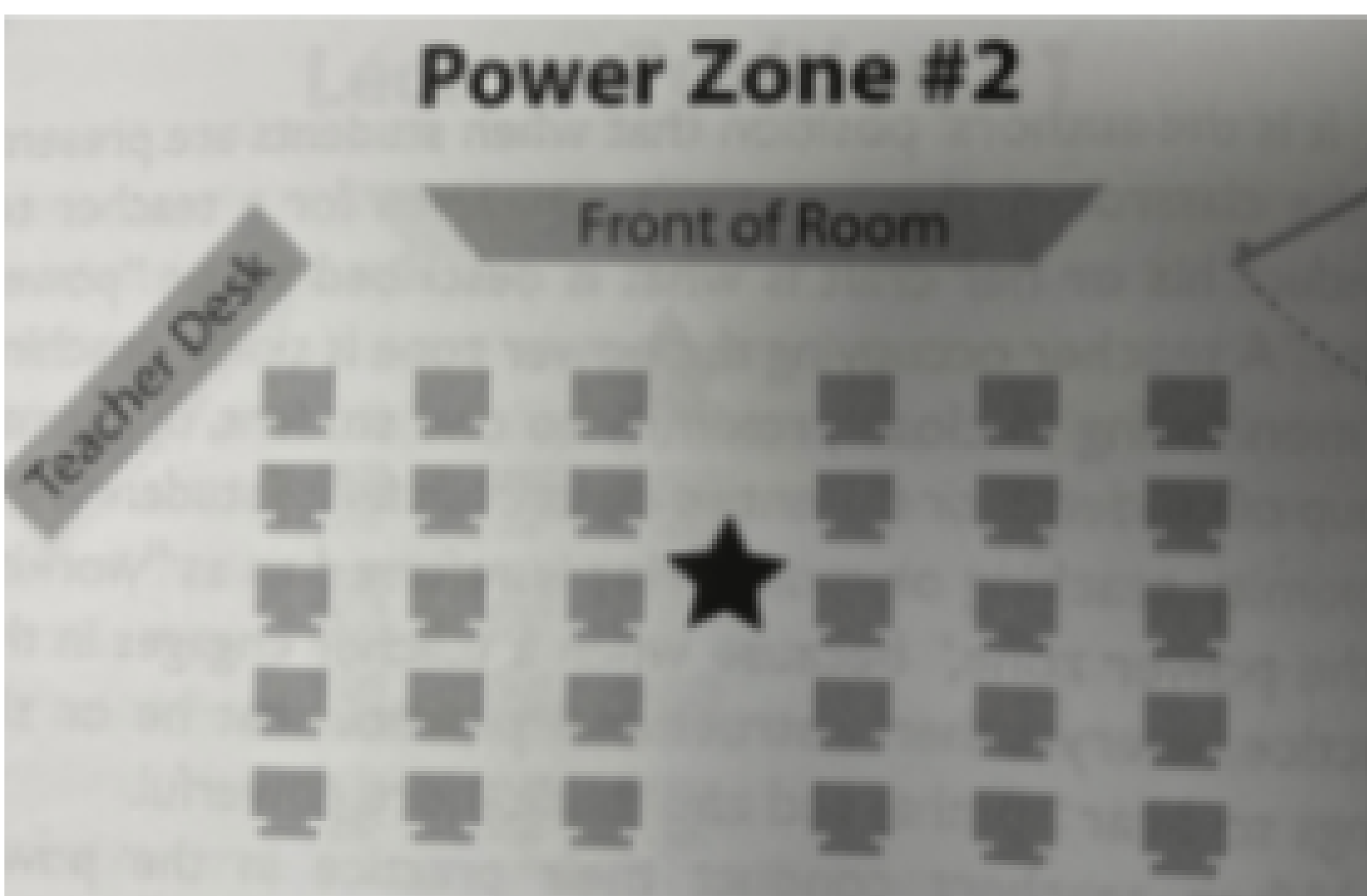
- Writing for the purpose of organizing, clarifying, defending, refuting, analyzing, dissecting, connecting, and/or expanding on ideas or concepts.
- Most natural and authentic way to increase the rigor
- It's not copying from a book. Neither is it a fill in the blank activity or free writing.
- It can consist of: a simple list, a short comparison paragraph, a quick summary, a mind map, purposeful note taking, a written exit ticket, a formal essay or term paper

Fundamental 5 Focus for the Week

Power Zone: Teaching or monitoring in close proximity to one student, or a small group of students, or the entire classroom full of students.

When a teacher works in the power zone, significant changes occur in the classroom dynamic:

- On task behaviors increase
- Discipline issues decrease
- Student retention of the content increases



Instructional Strategy Focus for the Week

Think-Pair-Share:

- Helps students to think individually about a topic or answer to a question.
- Teaches students to share ideas with classmates and builds oral communication skills.
- Helps focus attention and engage students in comprehending the reading material.

How to Use Think-Pair-Share:

- Decide upon the text to be read and develop the set of questions or prompts that target key content concepts.
- Describe the purpose of the strategy and provide guidelines for discussions.
- Model the procedure to ensure that students understand how to use the strategy.
- Monitor and support students as they work through the following:

TPS

- **T** : (Think) Teachers begin by asking a specific question about the text. Students "think" about what they know or have learned about the topic.
- **P** : (Pair) Each student should be paired with another student or a small group.
- **S** : (Share) Students share their thinking with their partner. Teachers expand the "share" into a whole-class discussion.



Wharton
Independent School District

Wharton High School Fundamental 5 Spotlight Teacher of the Week
August 14, 2023 - August 18, 2023



Kelli Treybig is one of our Math teachers at Wharton High School. She is from Wharton and graduated here in 1998. Her hobbies are fishing, going to the beach, walking her dogs Pickle & Spirit, and playing slow-pitch softball. She attended Texas A&M University-Kingsville and Brookhaven Community College. Her favorite place to visit is New Hampshire because it is beautiful and not hot during the summer. One of her teaching goals is to help her students become as successful as possible in the classroom as well as in athletics. During the week of August 14 – 18, Ms. Treybig did an excellent job displaying the Lesson Frame on her board in student friendly language. Mrs. Treybig, thank you for all you do at WHS!!!

Tiger Tips

- Expectations = As a campus we must raise the level of EXPECTATION! Don't lower your expectations to meet your performance. Raise your level of performance to meet your expectations. Expect the best out of your students and yourself, then do what is necessary to make it a reality (Ralph Marston).



Mark Your Calendar

- **August 21**

- MAPS screeners for Alg 1, Eng 1 & Eng 2
- Tiger Nation Kick-Off Pep Rally

- **August 22**

- MAPS screeners for Alg 1, Eng 1 & Eng 2

- **August 28**

- Open House @ 6:20 pm

WISD WEEKLY ATHLETIC ITINERARY

Week of August 21 through August 26, 2023

Monday: 8-21-2023

- . WISD Community Wide Pep Rally @ EJM Stadium7:00 pm

Tuesday: 8-22-2023

- WHS Freshman Volleyball vs. Palacios @ Wharton5:00 pm
- WHS JV Volleyball vs. Palacios @ Wharton..... 6:00 pm
- WHS Varsity Volleyball vs. Palacios @ Wharton..... 7:00 pm

Wednesday: 8-23-2023

- WHS Team Tennis vs. Terry HS @ Wharton.....5:00 pm
- WHS Cross Country @ El Campo XC InvitationalTBA

Thursday: 8-24-2023

- WHS Varsity Volleyball Rice Tournament2:00pm 4:00pm 7:00pm
- WHS Freshman/JV Football vs. Van Vleck @ Wharton.....6:00 pm

Friday: 8-25-2023

- WHS Varsity Volleyball Rice TournamentTBA
- WHS Varsity Football @ B.T. Washington7:00 pm

Saturday 8-26-2023

- WHS Varsity Volleyball Rice TournamentTBA



Wharton High School

Open House

Monday, August 28, 2023

6:20-7:30 p.m.

Please join us for a wonderful opportunity to visit your child's classrooms and teachers!

Parents & Students will move class to class by following this schedule:

1st Period 6:20-6:29

2nd Period 6:30-6:39

3rd Period 6:40-6:49

4th Period 6:50-6:59

5th Period 7:00-7:09

6th Period Tiger Den

7th Period 7:10-7:19

8th Period 7:20-7:29

2023 – 2024 Dress and Grooming Guidelines

DRESS AND PERSONAL APPEARANCE

Wharton ISD has a dress and grooming code that is established to: teach grooming and hygiene, prevent disruptions, avoid safety hazards, and teach respect for oneself and others. Students should be dressed and groomed in a manner that is clean, neat, that will not be a safety hazard to themselves or others, and that promotes a positive self image and impression for both the student and those around him or her. Given that school is the student's environment where he/she will learn social skills and the proper way to interact with peers and persons of authority, students are expected to dress in a way appropriate to that environment.

The staff of the school is authorized to enforce the district's dress and grooming guidelines. Final determination of acceptable dress and grooming standards rests with the **principal or his/her designee and cannot be appealed.**

GENERAL

Any clothing, jewelry, accessories or tattoos with decorations, patches, lettering advertisements, etc. considered obscene or offensive are not allowed. This includes clothing, jewelry or accessories having criminal street gang identifiers, accessories that may be used as weapons, and accessories having drug, sex, tobacco, or alcoholic beverage references or designs.

SHIRTS

- Shirts must be clean and neat.
- Shirts/tops must touch the waist of pants/skirts at all times. (i.e., when in movement, when arms are extended or raised, and when in seated position, etc.)
- The length of an untucked shirt must not be longer than the tip of the longest finger with the student's hand fully extended down the side of the student's leg.
- Sleeveless, see-through, strapless tops, and low-cut blouses/tops/sweaters are not allowed.

PANTS

- Pajama bottoms, sleepwear, or loungewear are not allowed.
- Clothing should be appropriately sized. Baggy clothing is not allowed.
- Pants should be worn at the waist at all times. **NO SAGGING AT ANY TIME.** Pants that do not fit (are more than one size too big for the waist) should not be worn unless the student has a belt that keeps the pants in dress code.
- No jeans with holes of any type allowed.
- Athletic wear, which may include yoga pants, stretch leggings and fitness tights, are permissible as long as they do not reveal undergarments, do not have sections of see-through material, or are worn with a shirt that covers the posterior (*approximately 6 inches below buttocks*), or are not disruptive to the school environment.
- Wind pants and sweatpants are allowed.

SHORTS/DRESSES/SKIRTS

- The length of the garment must be no shorter than two inches above the knee.
- Loose fitting athletic (basketball) shorts are allowed.
- Dresses may not be halter type, sleeveless or strapless. Low cut fronts/back and/or backless dresses are not allowed.

ACCESSORIES

- Visible piercings allowed **ONLY** in the ears. Nose rings are **NOT** allowed.
- For safety reasons, it is recommended that students not wear excessively large earrings or jewelry.

HAIR

- Hair should be kept neat and clean.
- Facial hair should be neat, clean, closely trimmed and not be a distraction to the learning environment.

FOOTWEAR

- Students may not wear house shoes or shoes with cleats.
- Students are allowed to wear Croc-like/style shoes and slides. However, closed-toe shoes will be required for student safety. (For example in science labs, woodshops, welding, etc.)
- **For safety reasons, students in Grades PK-5 must wear shoes with a back.**

RESTRICTIONS

- Caps, hats and any form of knit cap must be removed before entering the building.
- No hats, caps, doo-rags, wave caps, bandanas or hoods worn indoors, except on campus designated days or during designated times permitted by the campus.
- Jackets with hoods may be worn; however, hoods should be removed upon entering the building.
- Sunglasses are not allowed in the building except on campus-designated days or during designated times permitted by the campus.
- No clothing that has been ripped, torn, or cut above the knee.

BACKPACKS/PURSES

- Clear backpacks **ONLY** (wheels are **NOT** allowed).
- Purses may be no larger than 12 inches x 12 inches x 6 inches; no large beach or tote bags are allowed to be used as a purse.

IDENTIFICATION BADGES

- As a way to increase security and efficiency on secondary campuses, Wharton ISD requires all students, grades 6-12, to wear Wharton ISD-issued identification (ID) at all times. The student ID provides greater efficiency for students when interacting with various district services including the library, cafeteria, and transportation.
- All secondary students are provided their first ID card at no expense. But should the ID be lost, stolen, or damaged, a replacement must be promptly purchased for \$5 from their designated school office.

Wharton High School

Activity Bell Schedule



1st Period	7:40 - 8:27	
2nd Period	8:31 - 9:22 (Announcements)	
3rd Period	9:26 - 10:13	
4th Period	10:17 - 11:06	
5th Period	11:10 - 12:00	
6th Period		
A-Lunch 12:04 - 12:34 B-Tiger Den 12:38 - 1:24		
A-Tiger Den 12:04 - 12:50 B-Lunch 12:54 - 1:24		
7th Period	1:28 - 2:15	
8th Period	2:19 - 3:06	
Activity/Club	3:10 - 3:40	

In the event that you are not sponsoring a club, you will remain in your class with your 8th period students who are not attending a club.

There will be additional information forthcoming.

Campus Photos




Dr. Ford's Science Labs conducting measurements!!!



The Mighty Tiger Band is Ready!!!



Mrs. Wagers World History class practicing Cuneiform



**Mr. Hammond's class is rebuilding our deck
outside of Rooms 6...Way to Go!!!**



Chandler's Motivational Chat

**Tell me and I forget. Teach me and I
remember. Involve me and I learn.**

Benjamin Franklin